


isocheck™

Shallow Batten System



Recyclable post-use

SUSPENDED SYSTEM FOR TIMBER FLOORS


- New build
- Refurbishments
- Conversions
- In conjunction with underfloor heating systems

DESCRIPTION

- ❑ The isocheck Shallow Batten system is designed to reduce sound transmission through a concrete structural sub-floor.
- ❑ Isocheck Shallow Batten consists of a layer of 10mm or 15mm ACF bonded to a FSC-certified 35mm softwood batten. Should the requirement be for a batten height other than that specified on this page please contact us for further technical advice and suitability.
- ❑ When installed as part of a complete party floor construction it enables a concrete floor to meet the sound transmission standards of ADE 2003 and subsequent amendments in 2004, 2010, 2013 & 2015.
- ❑ May be installed in conjunction with underfloor heating systems and other floor constructions.

APPLICATIONS

- ❑ To be used over level concrete floors for new build projects, refurbishments and conversions.



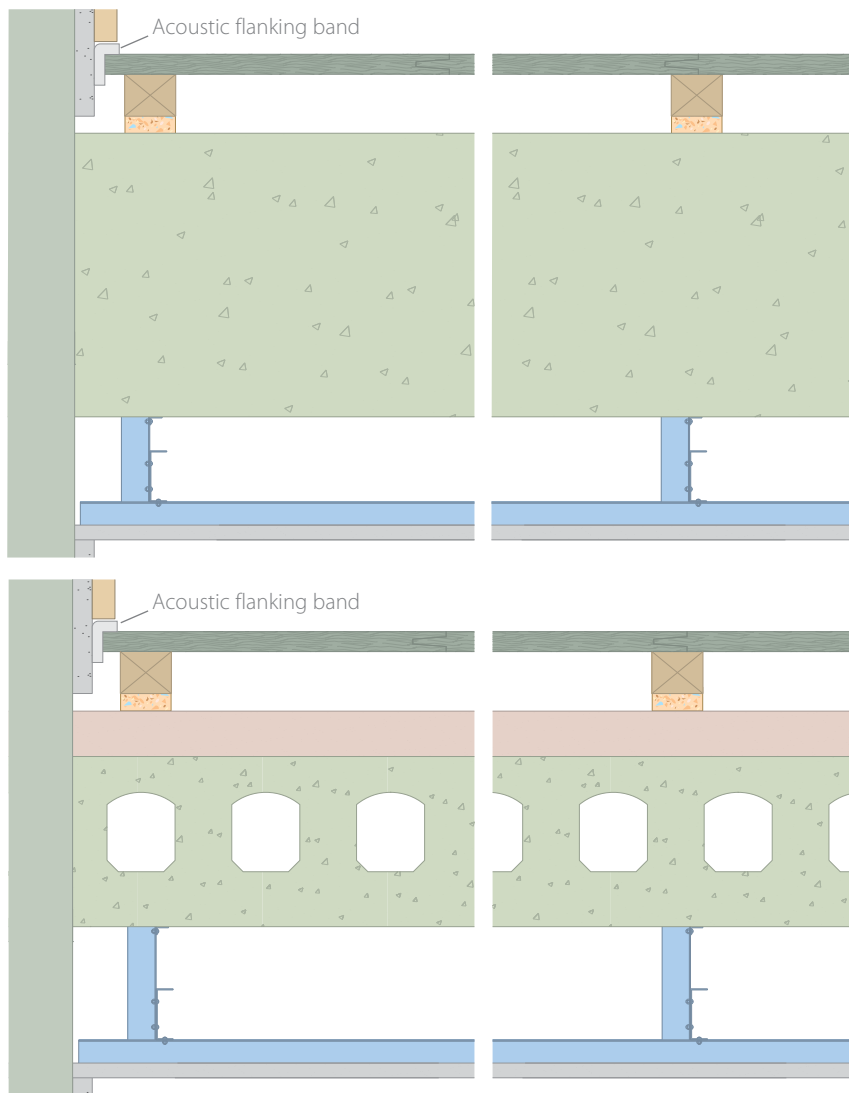
We take the *mystery* out of Acoustics

Product data

Overall size:	1800mm x 45mm x 45mm 1800mm x 45mm x 50mm
Resilient layer thickness:	15mm ACF Type 2; 10mm ACF Type 3
Resilient layer:	ACF (Acoustic Chip Foam)

Performance (on the two New Build Robust Detail constructions below)

Treated floor meets with the New Build Robust Detail descriptive FFT1, typically within Robust Detail E-FT-1, E-FT-2, E-FT-3, E-FT-7 and E-FS-2.



- ❑ 18mm or 22mm chipboard deck over monodeck Acoustic Batten 50 @ 400mm max. centres.
- ❑ $\geq 2400\text{kg/m}^3$ cast in-situ concrete slab with metal frame suspended ceiling with min. 75mm void and 10kg/m^2 plasterboard. **or**
- ❑ bonded screed $\geq 80\text{kg/m}^2$ over min. 150mm hollow core concrete plank (300kg/m^2) with metal frame suspended ceiling with min. 100mm void and 8kg/m^2 plasterboard.
- ❑ acoustic flanking band reduces impact vibration leaking via structural walls and assists in reducing airborne sound paths.

Every effort has been taken in the preparation of this sheet to ensure the accuracy of representations contained herein. Recommendations as to the use of materials, construction details and methods of installation are given in good faith and relate to typical situations. However, every site has different characteristics and reliance should not be placed upon the foregoing recommendations. Advice can be given as to specific applications of the products, upon request to isomass building products.

SPECIFICATION

The acoustic floor shall be:

- ❑ Isocheck Shallow Batten system, supplied by Isomass Ltd. Units 10 & 11, Avenue Business Park, Elsworth, Cambridgeshire CB23 4EY and installed in accordance with manufacturer's instructions / recommendations.

INSTALLATION

- ❑ Lay isocheck Shallow Batten resilient layer side down, at 400mm max. centres for 18mm chipboard flooring or 500mm max. centres for 22mm chipboard flooring.
- ❑ Apply isocheck Acoustic Angled Flanking Band on the edges of the chipboard just before they are pushed against the perimeter walls to isolate the board from the wall.
- ❑ Apply isocheck adhesive to all tongued and grooved panel joints.
- ❑ Install skirting and trim off excess Flanking Band.
- ❑ Full installation instructions are available and must be used in conjunction when laying this floating floor system.

For advice on treatment of services and penetrations, contact us, consult our brochure or visit our website.